

LEVER HOISTS

PRODUCT DETAILS

- Manufactured in South Korea
- Completely repairable with easy access design
- Load tested to 150% of rated capacity
- Meets all applicable ANSI/ASME standards
- Single-hand control of free-chain function
- Weston Style Load Break
- Low temperature grease functions to -45°C (-49°F)

STANDARD LENGTHS:

5', 10', 15', 20' *Long length and custom lengths available*

MODEL	LH025	LH050	LH075	LH100	LH150	LH150C	LH200	LH300	LH600	LH750	LH900	LH1200	LH1500
SIZE (TONS)†	1/4	1/2	3/4	1	1 1/2	1 1/2	2	3	6	7 1/2	9	12	15
CAPACITY (LBS)	550	1,100	1,650	2,200	3,300	3,300	4,400	6,600	13,200	16,500	19,800	26,400	33,000
LOAD CHAIN (MM)	4.0 x 12.0	5.0 x 15.0	6.3 x 19.1	6.3 x 19.1	7.1 x 21.0	7.1 x 21.0	7.1 x 21.0*	9.0 x 27.0*	9.0 x 27.0*	9.0 x 27.0*	9.0 x 27.0*	9.0 x 27.0*	9.0 x 27.0*
NET WEIGHT (LBS)**	4.5	7.9	15.6	16.3	22.0	21.0	23.0	36.1	60.6	92.5	106.0	119.0	283.0
MINIMUM LOAD (LBS)	66	66	66	66	99	99	99	198	396	496	595	794	990
PULL TO LIFT CAPACITY (LBS)	55	93	59	59	63	84	63	81	83	85	88	93	93
SIDE WIDTH A (IN)	3.90	4.17	6.18	6.18	6.89	6.89	6.89	7.80	7.80	7.80	7.80	7.80	7.80
WIDTH B (IN)	2.36	3.54	5.98	5.98	5.70	5.70	5.70	7.48	7.80	7.80	7.80	12.60	22.00
HEADROOM C (IN)	9.65	11.40	11.02	11.02	13.00	13.00	13.00	17.72	21.65	25.98	27.17	27.17	31.50
HANDLE LENGTH D (IN)	5.90	8.86	11.02	11.02	15.35	11.02	15.35	15.35	15.35	15.35	15.35	15.35	15.40
HOOK OPENING G (IN)	0.63	0.86	1.06	1.06	1.30	1.30	1.30	1.53	1.81	1.81	2.20	2.20	3.10

*Grade 100 Chain **With 5ft Lift †Metric ton rated
Note: "C" in part number stands for compact version

1/4 TON // LH025



1/2 TON // LH050*



3/4 TON // LH075*



1 TON // LH100*



1 1/2 TON // LH150*



1 1/2 TON COMPACT // LH150C*




2 TON // LH200*



3 TON // LH300*



6 TON // LH600*




7 1/2 TON // LH750*



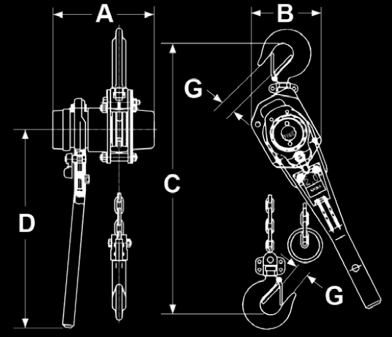
9 TON // LH900*



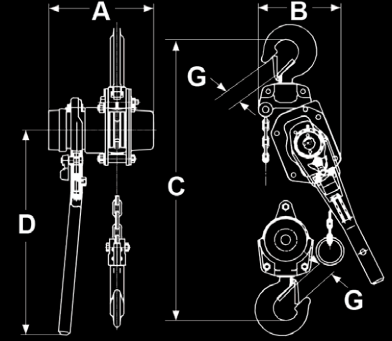
12 TON // LH1200*



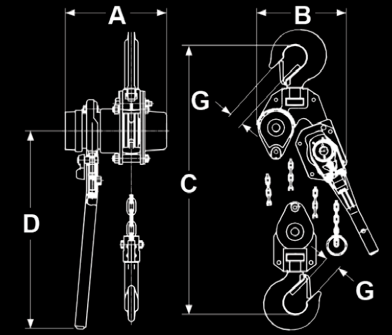
UP TO 3 TONS



6 TONS



7.5 TONS AND ABOVE



ACCESSORIES

OVERLOAD INDICATOR HANDLE

Handle will bend and show a red indicator when overloaded. Designed to be bent back to the original position and reused.

SHIPYARD HOOK

Flat tipped hook to mitigate tip or point loading.

SELF-LOCKING HOOK

Positive locking latch designed not to open during load.

ELECTRO GALVANIZED CHAIN

Suitable to withstand corrosive environments.

CHAIN

Available with U.S.A. manufactured grade 100 load chain.